


[Home](#)[Validate](#)

General information about company

Scrip code	542857
NSE Symbol	GREENPANEL
MSEI Symbol	NOTLISTED
ISIN	INE08ZM01014
Name of the company	GREENPANEL INDUSTRIES LIMITED
Whether company is SME	No
Class of Security	Equity Shares
Type of report	Quarterly
Quarter Ended / Half year ended/Date of Report (For Prelisting / Allotment)	31-12-2023
Date of allotment / extinguishment (in case Capital Restructuring selected) / Listing Date	
Shareholding pattern filed under	Regulation 31 (1) (b)
Whether the listed entity is Public Sector Undertaking (PSU)?	No

For Greenpanel Industries Limited




Lawkush Prasad
Company Secretary & VP-Legal

[Home](#)[Validate](#)

Sr. No.	Particular	Yes/No	Promoter and Promoter Group	Public shareholder	Non Promoter- Non Public
1	Whether the Listed Entity has issued any partly paid up shares?	No	No	No	No
2	Whether the Listed Entity has issued any Convertible Securities ?	No	No	No	No
3	Whether the Listed Entity has issued any Warrants ?	No	No	No	No
4	Whether the Listed Entity has any shares against which depository receipts are issued?	No	No	No	No
5	Whether the Listed Entity has any shares in locked-in?	No	No	No	No
6	Whether any shares held by promoters are pledge or otherwise encumbered?	No	No		
7	Whether company has equity shares with differential voting rights?	No	No	No	No
8	Whether the listed entity has any significant beneficial owner?	Yes			

For Greenpanel Industries Limited



**Lokesh Prasad
Company Secretary & VP-Legal**

Table I - Summary Statement holding of specified securities

Note : Data will be automatically populated from shareholding pattern sheet - Data Entry Restricted in this sheet

Category (I)	Category of shareholder (II)	Nos. Of shareholders (III)	No. of fully paid up equity shares held (IV)	No. Of Partly paid-up equity shares held (V)	No. Of shares underlying Depository Receipts (VI)	Total nos. shares held (VII) = (IV)+(V)+ (VI)	Shareholding as a % of total no. of shares (calculated as per SCRR, 1957) (VIII) As a % of (A+B+C2)	Number of Voting Rights held in each class of securities (IX)			No. Of Shares Underlying Outstanding convertible securities (X)	No. of Shares Underlying Outstanding Warrants (XI)	No. Of Shares Underlying Outstanding convertible securities and No. Of Warrants (XI) (a)	Shareholding , as a % assuming full conversion of convertible securities (as a percentage of diluted share capital) (XII)= (VII)+(X) As a % of (A+B+C2)	Number of Locked in shares (XIII)		Number of Shares pledged or otherwise encumbered (XIII)		Number of equity shares held in dematerialized form (XIV)	Sub-categorization of shares		
								No of Voting (XIV) Rights							Shareholding (No. of shares) under							
								Class eg: X	Class eg:Y	Total					Total as a % of (A+B+C)	No. (a)	As a % of total Shares held (b)	No. (a)		As a % of total Shares held (b)	Sub-category (i)	Sub-category (ii)
(A)	Promoter & Promoter Group		7	65151500		65151500	53.13	6,51,51,500.00		65151500.00	53.13			53.13					65151500			
(B)	Public	122769	57475895			57475895	46.87	57475895.00		57475895.00	46.87			46.87					57420620	0	0	0
(C)	Non Promoter- Non Public																					
(C1)	Shares underlying DRs																					
(C2)	Shares held by Employee Trusts																					
	Total	122776	122627395			122627395	100	122627395.00		122627395.00	100.00			100					122572120	0	0	0

For Greenpanel Industries Limited

 Lowkush Prasad
 Company Secretary & VP-Legal


Sr.	Category & Name of the Shareholders (I)	Nos. Of shareholders (II)	No. of Fully paid up equity shares held (IV)	No. Of Partly paid-up equity shares held (V)	No. Of shares underlying Depository Receipts (VI)	Total nos. shares held (VII) = (I)+(V)+(VI)	Shareholding as a % of total no. of shares (calculated as per SCOR, 1997) (VIII) As a % of (A+B+C)	Number of Voting Rights held in each class of securities(X)			No. Of Shares Underlying Outstanding convertible securities (Y)	No. of Shares Underlying Outstanding Warrants (Xi)	No. Of Shares Underlying Outstanding convertible securities and No. Of Warrants (X+ Xi)	Shareholding - as a % assuming full conversion of convertible securities (as a percentage of diluted share capital) [(VII)+(Y)+(XI)] As a % of (A+B+C)	Number of Locked in shares (XII)		Number of Shares pledged or otherwise encumbered (XIII)		Number of equity shares held in dematerialized form (XIV)	Sub-categorisation of shares Shareholding (No. of shares) under		
								Class of X	Class of Y	Total					No. (A)	As a % of total Shares held (B)	No. (A)	As a % of total Shares held (B)		Sub-category (I)	Sub-category (II)	Sub-category (III)
A Table II – Statement showing shareholding pattern of the Promoter and Promoter Group																						
Indian																						
(a)	Individuals/Hindu undivided Family	2	6070800			6070800	4.95	6070800.00		6070800	4.95			4.95					6070800			
(b)	Central Government/ State Government(s)																					
(c)	Financial Institutions/ Banks	4	48492320			48492320	39.54	48492320.00		48492320	39.54			39.54					48492320			
(d)	All Other Entities(C)																					
	Sub-Total (A)(I)	6	54563120			54563120	44.50	54563120.00		54563120	44.50			44.50					54563120			
Foreign																						
(a)	Individuals (Nonresident individuals)/ Foreign Individuals	1	10588380			10588380	8.63	10588380.00		10588380	8.63			8.63					10588380			
(b)	Governments																					
(c)	Institutions																					
(d)	Foreign Portfolio Investor																					
(e)	All Other Entity(ies)																					
	Sub-Total (A)(2)	1	10588380			10588380	8.63	10588380.00		10588380	8.63			8.63					10588380			
Total Shareholding of Promoter and Promoter Group (A)-(A)(1)+(A)(2)		7	65151500			65151500	53.13	65151500.00		65151500	53.13			53.13					65151500			
(Details of Shares which remain unclaimed for Promoter & Promoter Group)																						
B Table III – Statement showing shareholding pattern of the Public shareholder																						
Note : Kindly show details of shareholders having more than one percentage of Total no of shares. Please refer software manual.																						
Institutions (Domestic)																						
(a)	Mutual Funds	13	29528374			29528374	24.08	29528374.00		29528374	24.08			24.08					29528374	0	0	0
(b)	Venture Capital Funds																					
(c)	Alternative Investment Funds	5	532945			532945	0.43	532945.00		532945	0.43			0.43					532945	0	0	0
(d)	Banks	1	735			735	0.00	735.00		735	0.00			0.00					735	0	0	0
(e)	Insurance Companies	1	21514			21514	0.02	21514.00		21514	0.02			0.02					21514	0	0	0
(f)	Pension Funds/Pension Funds																					
(g)	Asset reconstruction companies																					
(h)	Securities Lending Firms																					
(i)	NBFCs registered with RBI	1	259			259	0.00	259.00		259	0.00			0.00					259	0	0	0
(j)	Other Financial Institutions																					
(k)	All Other Entity(ies)																					
	Sub-Total (B)(1)	21	30083827			30083827	24.53	30083827.00		30083827	24.53			24.53					30083827	0	0	0

For Greenpanel Industries Limited
Lawkush Prasad
Company Secretary & VP-Legal

(2) Institutions (Foreign)																			
(a)	Foreign Direct Investment																		
(b)	Foreign Venture Capital Investors																		
(c)	Overseas Investor Funds																		
(d)	Foreign Portfolio Investors Category I	63	3776236		3776236	3.08	3776236		3776236	3.08							3776236	0	0
(e)	Foreign Portfolio Investors Category II	3	172544		172544	0.14	172544		172544	0.14							172544	0	0
(f)	Overseas Depositories (holding ADRs, Indian Depository Receipts)																		
(g)	Any Other category																		
Sub-Total (B)(2)		66	3948770		3948770	3.22	3948770		3948770	3.22							3948770	0	0
(3) Central Government / State Governments																			
(a)	Central Government / President of India	1	66547		66547	0.05	66547		66547	0.05							66547	0	0
(b)	State Government / Government Shareholders for Companies or Bodies Corporate where Central / State Government is a promoter																		
Sub-Total (B)(3)		1	66547		66547	0.05	66547		66547	0.05							66547	0	0
(4) Non-Institutions																			
(a)	Associate companies / Subsidiaries																		
(b)	Directors and their relatives (including independent directors, and corporate directors)																		
(c)	Key Managerial Personnel	1	53859		53859	0.04	53859		53859	0.04							53849	0	0
(d)	Relatives of promoters (other than immediate relatives, of promoters included under 'Promoters and Promoter Group' at B(1)(c))																		
(e)	Trusts where any person belonging to 'Promoter and Promoter Group' category is 'Trustee', 'Beneficiary', or 'Settlor' of the trust																		
(f)	Investor Education and Protection Fund (IEPF)	1	30185		30185	0.02	30185		30185	0.02							30185	0	0
(g)	Resident Individuals holding nominal share capital up to Rs. 2 lakhs	118314	18046083		18046083	14.72	18046083		18046083	14.72							17998818	0	0
(h)	Resident Individuals holding nominal share capital in excess of Rs. 2 lakhs	3	1625620		1625620	1.33	1625620		1625620	1.33							1625620	0	0
(i)	Non Resident Indians (NRIs)	2541	1335395		1335395	1.09	1335395		1335395	1.09							1335395	0	0
(j)	Foreign Nationals																		
(k)	Foreign Companies																		
(l)	Bodies Corporate	573	1497592		1497592	1.22	1497592		1497592	1.22							1489592	0	0
(m)	Any Other category																		
Sub-Total (B)(4)		122681	23376751		23376751	19.06	23376751.00		23376751.00	19.06							23321476	0	0
Total Public Shareholding (B)=(B)(1)+(B)(2)+(B)(3)+(B)(4)		122769	57475895		57475895	46.87	57475895		57475895	46.87							57420620	0	0
Details of the shareholders acting as persons in Concert for Public																			
Details of Shares which remain unclaimed for Public																			
C Table IV - Statement showing shareholding pattern of the Non Promoter- Non Public shareholder																			
(1)	Category of SH: Investor - Share of SH: Investors, etc. (including)																		
(2)	Corporate Bodies: Trusts / Employee Welfare Trusts, etc. (including) (SH: Share Based Employee Benefits and Share Incentive Schemes, etc.)																		
Total Nonpromoter- Non Public Shareholding (C)=(C)(1)+(C)(2)																			
Total (A+B+C)		122776	127627395		122627395	100.00	122627395.00		122627395	100.00							122572120	0	0
Total (A+B+C)		122776	122627395				122627395		122627395	100.00							122572120	0	0
Disclosure of notes on shareholding pattern							Add Notes												
Disclosure of notes in case of promoter holding in dematerialised form is less than 100 percentage							Add Notes												
Disclosure of notes in case of public share holding is less than 25 percentage							Add Notes												
Disclosure of notes on shareholding pattern for company remarks explanatory							Add Notes												

For Greenpanel Industries Limited
Lawrence Prasad
 Lowkush Prasad
 Company Secretary & VP-Legal

Sr. No.	Details of the SBO					Details of the registered owner					Details of holding/ exercise of right of the SBO in the reporting company, whether direct or indirect*:					Date of creation / acquisition of significant beneficial interest
	Name	PAN	Passport No. in case of a foreign national	Nationality	Nationality (Applicable in case of Any other is selected)	Name	PAN	Passport No. in case of a foreign national	Nationality	Nationality (Applicable in case of Any other is selected)	Whether by virtue of:					
											Shares	Voting rights	Rights on distributable dividend or any other distribution	Exercise of control	Exercise of significant influence	
significant beneficial owners																
<div>AddDelete</div>																
	SHOBHAN MITTAL	AGTPM0891N		India		S.M.MANAGEMENT PRIVATE	AAGCS0863C		India		25.79			No	No	13-12-2021
	SHOBHAN MITTAL	AGTPM0891N		India		VANASHREE PROPERTIES	AACCV7844A		India		2.54			No	No	19-07-2019
	CHITWAN MITTAL	AFAPJ2040L		India		VANASHREE PROPERTIES	AACCV7844A		India		2.54			No	No	19-07-2019
	Shobhan Mittal	AGTPM0891N		India		PRIME HOLDINGS	AABCP1738Q		India		10.91			No	No	19-07-2019
	CHITWAN MITTAL	AFAPJ2040L		India		PRIME HOLDINGS	AABCP1738Q		India		10.91			No	No	19-07-2019
	SANTOSH MITTAL	AEWPM9868G		India		PRIME HOLDINGS	AABCP1738Q		India		10.91			No	No	19-07-2019

For Greenpanel Industries Limited

 Lowkush Prasad
 Company Secretary & VP-Legal

[Home](#)[Validate](#)**Table VI - Statement showing foreign ownership limits**

Particular	Approved limits (%)	Limits utilized (%)
As on shareholding date	100.00	3.90
As on the end of previous 1st quarter	100.00	5.06
As on the end of previous 2nd quarter	100.00	4.94
As on the end of previous 3rd quarter	100.00	5.06
As on the end of previous 4th quarter	100.00	5.16

Notes :-

- 1) "Approved Limits (%)" means the limit approved by Board of Directors / shareholders of the Listed entity. In case the listed entity has no Board approved limit, provide details of sectoral / statutory cap prescribed by Government / Regulatory Authorities
- 2) Details of Foreign ownership includes foreign ownership / investments as specified in Rule 2(s) of the Foreign Exchange Management (Non-debt Instruments) Rules, 2019, made under the Foreign Exchange Management Act, 1999.

For Greenpanel Industries Limited
Lokesh Prasad
Company Secretary & VP-Legal