

**Shareholding Pattern under Regulation 31 of SEBI (Listing Obligations and Disclosure Requirements) Regulations, 2015**

1. Name of Listed Entity: **GREENPANEL INDUSTRIES LTD**
2. Scrip Code -**542857** Name of Scrip -**GREENPANEL**,- Class of Security: **Equity**
3. Share Holding Pattern Filed under : Reg. 31(1)(a)/Reg. 31(1)(b)/Reg. 31(1)( c) : **Reg. 31(1)(b)**
  - a. If under 31 (1)(b) then indicate the report for Quarter ending: **31/12/2019**
  - b. If under 31(1)(c ) then indicate date of allotment/extinguishment: **N.A.**

4. **Declaration** : The Listed entity is required to submit the following declaration to the extent of submission of information:-

	<b>Particulars</b>	<b>Yes*</b>	<b>No*</b>
1	Whether the Listed Entity has issued any partly paid up shares?		No
2	Whether the Listed Entity has issued any Convertible Securities or Warrants?		No
3	Whether the Listed Entity has any shares against which depository receipts are issued?		No
4	Whether the Listed Entity has any shares in Locked-in?		No
5	Whether any shares held by promoters are pledge or otherwise encumbered?		No
6	Whether the Listed Entity has Equity Shares with differential voting rights?		No
7	Whether the Listed Entity has any Significant Beneficial Owner?	Yes	

\* If the Listed Entity selects the option 'No' for the questions above, the column for the partly paid up shares, Outstanding Convertible Securities/Warrants, depository receipts, locked-in shares, No of shares pledged or otherwise encumbered by promoters, as applicable, shall not be displayed at the time of dissemination on the Stock Exchange website. Also wherever there is 'No' declared by Listed Entity in above table the values will be considered as 'Zero' by default on submission of the format of holding of specified securities.

5. The tabular format for disclosure of holding of specified securities is as follows:-


For Greenpanel Industries Limited  
  
Baribrata Desarkar  
Company Secretary &  
Vice President-Legal

Table I - Summary Statement holding of specified securities as on 31/12/2019

Category (I)	Category of shareholder (II)	Nos. of shareholders (III)	No. of fully paid up equity shares held (IV)	No. of Partly paid-up equity shares held (V)	No. of shares underlying Depository Receipts (VI)	Total nos. shares held (VII)=(IV)+(V)+(VI)	Shareholding as a % of total no. of shares (calculated as per SCRR, 1957) (VIII) As a % of (A+B+C2)	Number of Voting Rights held in each class of securities (IX)				No of shares Underlying outstanding convertible securities (including Warrants) (X)	Shareholding as a % assuming full conversion of convertible securities (as a percentage of diluted share capital) (XI)=(VII)+(X) As a % of (A+B+C2)	Number of Locked in shares (XII)		Number of shares pledged or otherwise encumbered (XIII)		Number of equity shares held in dematerialized form (XIV)
								No of Voting Rights		Total	Total as a % of (A+B+C)			No. (a)	As a % of total shares held (b)	No. (a)	As a % of total shares held (b)	
								Class eg:x	Class eg:y									
(A)	Promoter & Promoter group	10	64085000	0	0	64085000	52.2599	64085000	0	64085000	52.2599	0	52.2599	0	0.0000	0	0.0000	64085000
(B)	Public	20045	58542395	0	0	58542395	47.7401	58542395	0	58542395	47.7401	0	47.7401	0	0.0000	NA		58472525
(C)	Non Promoter - Non Public															NA		
(C1)	Shares underlying DRs						NA									NA		
(C2)	Shares held by Employee Trusts															NA		
	Total	20055	122627395	0	0	122627395	100.0000	122627395	0	122627395	100.0000	0	100.0000	0				122557525

For Greenpanel Industries Limited



Banibrata Desarkar  
Company Secretary &  
Vice President-Legal

GREENPANEL INDUSTRIES LTD

Table II - Statement Showing shareholding pattern of the Promoter and Promoter Group as on 31/12/2019

	Category & Name of the Shareholders (I)	PAN (II)	Nos. of shareholders (III)	No. of fully paid up equity shares held (IV)	Partly paid-up equity shares held (V)	Nos. of shares underlying Depository Receipts (VI)	Total nos. shares held (VII)=(IV)+(V)+(VI)	Shareholding % calculated as per SCRR, 1957 As a % of (A+B+C2) (VIII)	Number of Voting Rights held in each class of securities (IX)			No of shares Underlying outstanding convertible securities (including Warrants) (X)	Shareholding as a % assuming full conversion of convertible securities (as a percentage of diluted share capital) (XI)=(VII)+(X) As a % of A+B+C2)	Number of Locked in shares (XII)		Number of shares pledged or otherwise encumbered (XIII)		Number of equity shares held in dematerialized form (XIV)	
									No of Voting Rights					Total as a % of Total Voting rights	No. (a)	As a % of total shares held (b)	No. (a)		As a % of total shares held (b)
									Class x	Class y	Total								
(1)	Indian																		
(a)	Individuals/Hindu undivided Family		6	16659180	0	0	16659180	13.5852	16659180	0	16659180	13.5852	0	13.5852	0	0.0000	0	0.0000	16659180
1	SHOBHAN MITTAL	AGTPM0891N	1	10588380	0	0	10588380	8.6346	10588380	0	10588380	8.6346	0	8.6346	0	0.0000	0	0.0000	10588380
2	RAJESH MITTAL	AEAPM5903N	1	3079900	0	0	3079900	2.5116	3079900	0	3079900	2.5116	0	2.5116	0	0.0000	0	0.0000	3079900
3	SANTOSH MITTAL	AEWPM9868G	1	1465900	0	0	1465900	1.1954	1465900	0	1465900	1.1954	0	1.1954	0	0.0000	0	0.0000	1465900
4	SHIV PRAKASH MITTAL	AEAPM0196F	1	755000	0	0	755000	0.6157	755000	0	755000	0.6157	0	0.6157	0	0.0000	0	0.0000	755000
5	KARUNA MITTAL	AGIPM5707E	1	680000	0	0	680000	0.5545	680000	0	680000	0.5545	0	0.5545	0	0.0000	0	0.0000	680000
6	SANIDHYA MITTAL	ANUPM1956C	1	90000	0	0	90000	0.0734	90000	0	90000	0.0734	0	0.0734	0	0.0000	0	0.0000	90000
7	SHIV PRAKASH MITTAL AND SHOBHAN MITTAL ON BEHALF OF TRADE COMBINES PARTNERSHIP FIRM	AABFT8223D	0	0	0	0	0	0.0000	0	0	0	0.0000	0	0.0000	0	0.0000	0	0.0000	0
8	CHITWAN MITTAL	AFAPJ2040L	0	0	0	0	0	0.0000	0	0	0	0.0000	0	0.0000	0	0.0000	0	0.0000	0
9	MASTER ADITYA MITTAL	CNQPM6726E	0	0	0	0	0	0.0000	0	0	0	0.0000	0	0.0000	0	0.0000	0	0.0000	0
10	MITTAL GREEN PLANTATIONS LLP	AAZFM8368E	0	0	0	0	0	0.0000	0	0	0	0.0000	0	0.0000	0	0.0000	0	0.0000	0
11	RAJESH MITTAL & SONS HUF	AAUHR0366N	0	0	0	0	0	0.0000	0	0	0	0.0000	0	0.0000	0	0.0000	0	0.0000	0
(b)	Central Government/State Government(s)																		
(c)	Financial Institutions/Banks																		
(d)	Any Other (specify)																		
	Bodies Corporate		4	47425820	0	0	47425820	38.6747	47425820	0	47425820	38.6747	0	38.6747	0	0.0000	0	0.0000	47425820
1	S M MANAGEMENT PVT. LTD	AAGCS0863C	1	31626965	0	0	31626965	25.7911	31626965	0	31626965	25.7911	0	25.7911	0	0.0000	0	0.0000	31626965
2	PRIME HOLDINGS PVT. LTD	AABCP1738Q	1	12307800	0	0	12307800	10.0367	12307800	0	12307800	10.0367	0	10.0367	0	0.0000	0	0.0000	12307800
3	VANASHREE PROPERTIES PVT. LTD	AACCV7844A	1	3116055	0	0	3116055	2.5411	3116055	0	3116055	2.5411	0	2.5411	0	0.0000	0	0.0000	3116055
4	BLUESKY PROJECTS PRIVATE LIMITED	AADC8448D	1	375000	0	0	375000	0.3058	375000	0	375000	0.3058	0	0.3058	0	0.0000	0	0.0000	375000
5	EDUCATIONAL INNOVATIONS PVT LTD	AACCE7385F	0	0	0	0	0	0.0000	0	0	0	0.0000	0	0.0000	0	0.0000	0	0.0000	0
6	NIRANJAN INFRASTRUCTURE PVT LTD	AACCN7061P	0	0	0	0	0	0.0000	0	0	0	0.0000	0	0.0000	0	0.0000	0	0.0000	0
7	RS HOMCON LIMITED	AAGCR5019P	0	0	0	0	0	0.0000	0	0	0	0.0000	0	0.0000	0	0.0000	0	0.0000	0
8	SHOWAN INVESTMENT PRIVATE LIMITED	AATCS3840C	0	0	0	0	0	0.0000	0	0	0	0.0000	0	0.0000	0	0.0000	0	0.0000	0
9	BRIJBHUMI MERCHANTS PRIVATE LIMITED	AAECB6242L	0	0	0	0	0	0.0000	0	0	0	0.0000	0	0.0000	0	0.0000	0	0.0000	0
10	BRIJBHUMI TRADEVIN PRIVATE LIMITED	AAECB6243M	0	0	0	0	0	0.0000	0	0	0	0.0000	0	0.0000	0	0.0000	0	0.0000	0
11	MASTERMIND SHOPPERS PRIVATE LIMITED	AAHCM3534B	0	0	0	0	0	0.0000	0	0	0	0.0000	0	0.0000	0	0.0000	0	0.0000	0
12	DHOLKA PLYWOOD INDUSTRIES PVT. LTD	AABCD2458F	0	0	0	0	0	0.0000	0	0	0	0.0000	0	0.0000	0	0.0000	0	0.0000	0
13	TRADE COMBINES PTE LTD INCORPORATED IN SINGAPORE	ZZZZZ9999Z	0	0	0	0	0	0.0000	0	0	0	0.0000	0	0.0000	0	0.0000	0	0.0000	0
14	RKS FAMILY FOUNDATION	AADTR2786F	0	0	0	0	0	0.0000	0	0	0	0.0000	0	0.0000	0	0.0000	0	0.0000	0
	Sub Total		10	64085000	0	0	64085000	52.2599	64085000	0	64085000	52.2599	0	52.2599	0	0.0000	0	0.0000	64085000


For Greenpanel Industries Limited

Banibrata Desarkar  
Company Secretary &  
Vice President-Legal

Table II - Statement Showing shareholding pattern of the Promoter and Promoter Group as on 31/12/2019

	Category & Name of the Shareholders (I)	PAN (II)	Nos. of shareholders (III)	No. of fully paid up equity shares held (IV)	Partly paid-up equity shares held (V)	Nos. of shares underlying Depository Receipts (VI)	Total nos. shares held (VII)=(IV)+(V)+(VI)	Shareholding % calculated as per SCRR, 1957 As a % of (A+B+C2) (VIII)	Number of Voting Rights held in each class of securities (IX)			No of shares Underlying outstanding convertible securities (including Warrants) (X)	Shareholding as a % assuming full conversion of convertible securities (as a percentage of diluted share capital) (XI)=(VII)+(X) As a % of A+B+C2)	Number of Locked in shares (XII)		Number of shares pledged or otherwise encumbered (XIII)		Number of equity shares held in dematerialized form (XIV)	
									No of Voting Rights					Total as a % of Total Voting rights	No. (a)	As a % of total shares held (b)	No. (a)		As a % of total shares held (b)
									Class x	Class y	Total								
(2)	Foreign Individuals (Non-Resident Individuals/Foreign Individuals)																		
(a)	Government																		
(b)	Institutions																		
(c)	Foreign Portfolio Investor																		
(d)	Any Other (specify)																		
	Sub Total			0	0	0	0	0.0000	0	0	0	0.0000	0	0.0000	0	0.0000	0	0.0000	0
	Total Shareholding of Promoter and Promoter Group (A)=(A)(1)+(A)(2)		10	64085000	0	0	64085000	52.2599	64085000	0	64085000	52.2599	0	52.2599	0	0.0000	0	0.0000	64085000


For Greenpanel Industries Limited



Banibrata Desarkar  
Company Secretary &  
Vice President-Legal

	Category & Name of the Shareholders (I)	PAN (II)	Nos. of shareholders (III)	No. of fully paid up equity shares held (IV)	Partly paid-up equity shares held (V)	Nos. of shares underlying Depository Receipts (VI)	Total nos. shares held (VII)=(IV)+(V)+(VI)	Shareholding % calculated as per SCRR, 1957 As a % of (A+B+C2) (VIII)	Number of Voting Rights held in each class of securities (IX)			No of shares Underlying outstanding convertible securities (including Warrants) (X)	Shareholding as a % assuming full conversion of convertible securities (as a percentage of diluted share capital) (XI)=(VII)+(X) As a % of A+B+C2)	Number of Locked in shares (XII)		Number of shares pledged or otherwise encumbered (XIII)		Number of equity shares held in dematerialized form (XIV)	
									No of Voting Rights					Total as a % of Total Voting rights	No. (a)	As a % of total shares held (b)	No. (Not applicable) (a)		As a % of total shares held (Not applicable) (b)
									Class x	Class y	Total								
(1)	Institutions																		
(a)	Mutual Funds / UTI		6	21370971	0	0	21370971	17.4276	21370971	0	21370971	17.4276	0	17.4276	0	0.0000	NA		21370971
	HDFC TRUSTEE COMPANY LTD - A/C HDFC HYBRID EQUITY FUND	AAATH1809A	2	9092600	0	0	9092600	7.4148	9092600	0	9092600	7.4148	0	7.4148	0	0.0000	NA		9092600
	IDFC STERLING VALUE FUND	AAETS9556K	2	4600000	0	0	4600000	3.7512	4600000	0	4600000	3.7512	0	3.7512	0	0.0000	NA		4600000
	TATA INDIA CONSUMER FUND	AAATT0570A	4	3390000	0	0	3390000	2.7645	3390000	0	3390000	2.7645	0	2.7645	0	0.0000	NA		3390000
	SBI CONSUMPTION OPPORTUNITIES FUND	AABTS6407Q	2	3085273	0	0	3085273	2.5160	3085273	0	3085273	2.5160	0	2.5160	0	0.0000	NA		3085273
(b)	Venture Capital Funds																		
(c)	Alternate Investment Funds		2	2006908	0	0	2006908	1.6366	2006908	0	2006908	1.6366	0	1.6366	0	0.0000	NA		2006908
	MAURYAN FIRST	AAETM5389A	1	1849893	0	0	1849893	1.5085	1849893	0	1849893	1.5085	0	1.5085	0	0.0000	NA		1849893
(d)	Foreign Venture Capital Investors																		
(e)	Foreign Portfolio Investors		24	13349219	0	0	13349219	10.8860	13349219	0	13349219	10.8860	0	10.8860	0	0.0000	NA		13349219
	JWALAMUKHI INVESTMENT HOLDINGS	AACCJ6437F	1	11787720	0	0	11787720	9.6126	11787720	0	11787720	9.6126	0	9.6126	0	0.0000	NA		11787720
(f)	Financial Institutions / Banks		1	535	0	0	535	0.0004	535	0	535	0.0004	0	0.0004	0	0.0000	NA		535
(g)	Insurance Companies		1	58644	0	0	58644	0.0478	58644	0	58644	0.0478	0	0.0478	0	0.0000	NA		58644
(h)	Provident Funds / Pension Funds																		
(i)	Any Other (specify)																		
	Sub Total		34	36786277	0	0	36786277	29.9984	36786277	0	36786277	29.9984	0	29.9984	0	0.0000	NA		36786277
(2)	Central Government / State Government(s) / President of India																		
(3)	Non-Institutions																		
(a)	Individuals-																		

For Greenpanel Industries Limited


Bambrata Desarkar  
Company Secretary &  
Vice President-Legal

## GREENPANEL INDUSTRIES LTD

Table III - Statement Showing shareholding pattern of the Public shareholder as on 31/12/2019

Category & Name of the Shareholders (I)	PAN (II)	Nos. of shareholders (III)	No. of fully paid up equity shares held (IV)	Partly paid-up equity shares held (V)	Nos. of shares underlying Depository Receipts (VI)	Total nos. shares held (VII)=(IV)+(V)+(VI)	Shareholding % calculated as per SCRR, 1957 As a % of (A+B+C2) (VIII)	Number of Voting Rights held in each class of securities (IX)				No of shares Underlying outstanding convertible securities (including Warrants) (X)	Shareholding as a % assuming full conversion of convertible securities (as a percentage of diluted share capital) (XI)=(VII)+(X) As a % of A+B+C2)	Number of Locked in shares (XII)		Number of shares pledged or otherwise encumbered (XIII)		Number of equity shares held in dematerialized form (XIV)
								No of Voting Rights			Total as a % of Total Voting rights			No. (a)	As a % of total shares held (b)	No. (Not applicable) (a)	As a % of total shares held (Not applicable) (b)	
								Class x	Class y	Total								
i. Individual shareholders holding nominal share capital upto Rs.2 lakhs		19139	9736908	0	0	9736908	7.9402	9736908	0	9736908	7.9402	0	7.9402	0	0.0000	NA		9675038
ii. Individual shareholders holding nominal share capital in excess of Rs.2 lakhs		9	5057568	0	0	5057568	4.1243	5057568	0	5057568	4.1243	0	4.1243	0	0.0000	NA		5057568
(b) NBFCs registered with RBI		3	655	0	0	655	0.0005	655	0	655	0.0005	0	0.0005	0	0.0000	NA		655
(c) Employee Trusts																		
(d) Overseas Depositories (holding DRs) (balancing figure)																		
(e) Any Other (specify)																		
Investor Education and Protection Fund Authority		1	30185	0	0	30185	0.0246	30185	0	30185	0.0246	0	0.0246	0	0.0000	NA		30185
Bodies Corporate		224	1968509	0	0	1968509	1.6053	1968509	0	1968509	1.6053	0	1.6053	0	0.0000	NA		1960509
Clearing Member		42	93707	0	0	93707	0.0764	93707	0	93707	0.0764	0	0.0764	0	0.0000	NA		93707
Non Resident Individual		583	1097365	0	0	1097365	0.8949	1097365	0	1097365	0.8949	0	0.8949	0	0.0000	NA		1097365
Domestic Corporate Unclaimed Shares Account		2	12295	0	0	12295	0.0100	12295	0	12295	0.0100	0	0.0100	0	0.0000	NA		12295
Trusts		7	119051	0	0	119051	0.0971	119051	0	119051	0.0971	0	0.0971	0	0.0000	NA		119051
Foreign Company		1	3639875	0	0	3639875	2.9682	3639875	0	3639875	2.9682	0	2.9682	0	0.0000	NA		3639875
WESTBRIDGE CROSSOVER FUND, LLC	AABCW1259M	1	3639875	0	0	3639875	2.9682	3639875	0	3639875	2.9682	0	2.9682	0	0.0000	NA		3639875
Sub Total		20011	21756118	0	0	21756118	17.7416	21756118	0	21756118	17.7416	0	17.7416	0	0.0000	NA		21686248
Total Public Shareholding (B)=(B)(1)+(B)(2)+(B)(3)		20045	58542395	0	0	58542395	47.7401	58542395	0	58542395	47.7401	0	47.7401	0	0.0000	NA		58472525

For Greenpanel Industries Limited

  
Bambrata Desarkar  
Company Secretary &  
Vice President-Legal

Table IV - Statement Showing shareholding pattern of the Non Promoter - Non Public shareholder as on 31/12/2019

Category & Name of the Shareholders (I)	PAN (II)	No of shareholders (III)	No. of fully paid up equity shares held (IV)	Partly paid-up equity shares held (V)	Nos. of shares underlying Depository Receipts (VI)	Total nos. shares held (VII)=(IV)+(V)+(VI)	Shareholding % calculated as per SCRR, 1957 As a % of (A+B+C2) (VIII)	Number of Voting Rights held in each class of securities (IX)				No of shares Underlying outstanding convertible securities (including Warrants) (X)	Total Shareholding as a % assuming full conversion of convertible securities (as a percentage of diluted share capital) (XI)=(VII)+(X) As a % of A+B+C2)	Number of Locked in shares (XII)		Number of shares pledged or otherwise encumbered (XIII)		Number of equity shares held in dematerialized form (XIV)	
								No of Voting Rights			Total as a % of Total Voting rights			No. (a)	As a % of total shares held (b)	No. (Not applicable) (a)	As a % of total shares held (Not applicable) (b)		
								Class x	Class y	Total									
(1) Custodian / DR Holder																			
(2) Employee Benefit Trust (under SEBI (Share based Employee Benefit) Regulations, 2014)																			
Total Non Promoter - Non Public Shareholding (C)=(C)(1)+(C)(2)		0	0	0	0	0	0.0000	0	0	0	0.0000	0	0.0000	0	0.0000	NA	NA		0

For Greenpanel Industries Limited



Banibrata Das  
Company Secretary &  
Vice President-Legal